


TIGER Neo

66HL4M-BDV

625-650 Watt

BIFACIAL MODULE WITH DUAL GLASS

N-type



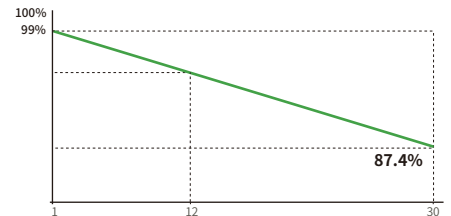
N-type Technology

N-type modules with Tunnel Oxide Passivating Contacts (TOPCon) technology offer lower LID/LeTID degradation and better low light performance.



HOT 3.0 Technology

N-type modules with JinkoSolar's HOT 3.0 technology offer better reliability and efficiency.



Dual-Sided Power Generation

Dual-sided power generation gain increases with backside exposure to light, significantly reducing LCOE.



Mechanical Load Enhanced

Certified to withstand:
5400 Pa front side max static test load
2400 Pa rear side max static test load

12 Year Product Warranty | **30** Year Linear Power Warranty | **1%** First-year Degradation | **0.40%** Annual Degradation Over 30 Years

- IEC61215:2021 / IEC61730:2023
- IEC61701 / IEC62716 / IEC60068 / IEC62804
- ISO9001:2015: Quality Management System
- ISO14001:2015: Environment Management System
- ISO45001:2018: Occupational health and safety management systems



SMBB Technology

Better light trapping and current collection to improve module power output and reliability.



Anti-PID Guarantee

Minimizes the chance of degradation caused by PID phenomena through optimization of cell production technology and material control.



JKM625-650N-66HL4M-BDV-Z1-EU

66HL4M-BDV 625-650 Watt

Mechanical Characteristics

Cell Type	N- type Mono-crystalline
No. of cells	132 (66×2)
Dimensions	2382×1134×30 mm
Weight	32.4 kg
Front Glass	2.0 mm, Anti-reflection Coating
Back Glass	2.0 mm, Heat Strengthened Glass
Frame	Anodized Aluminium Alloy
Junction Box	IP68 Rated
Protection Class	Class II
IEC Fire Type	Class C
Connector Type	JK03M / JK03M2 / Others*
Output Cables (Including Connector)	4.0 mm ² (+): 400 mm , (-): 200 mm or Customized Length

* MC4 and MC4-EVO2 available upon request and subject to availability

Packaging Configuration

Pallet Dimensions	2396×1110×1251 mm
Packing Detail (Two pallets = One stack)	36 pcs/pallets, 72 pcs/stack, 720 pcs/ 40'HQ Container

Specifications (STC)

Maximum Power - Pmax [Wp]	625	630	635	640	645	650
Maximum Power Voltage - Vmp [V]	40.88	41.02	41.16	41.30	41.44	41.58
Maximum Power Current - Imp [A]	15.29	15.36	15.43	15.50	15.57	15.64
Open-circuit Voltage - Voc [V]	49.28	49.48	49.68	49.88	50.08	50.28
Short-circuit Current - Isc [A]	16.14	16.20	16.26	16.32	16.38	16.44
Module Efficiency STC [%]	23.14	23.32	23.51	23.69	23.88	24.06
Power Tolerance	0 ~ + 3 %					
Temperature Coefficients of Pmax	-0.29 %/°C					
Temperature Coefficients of Voc	-0.25 %/°C					
Temperature Coefficients of Isc	0.045 %/°C					

STC: Irradiance 1000W/m², Cell Temperature 25°C, AM=1.5

Specifications (BNPI)

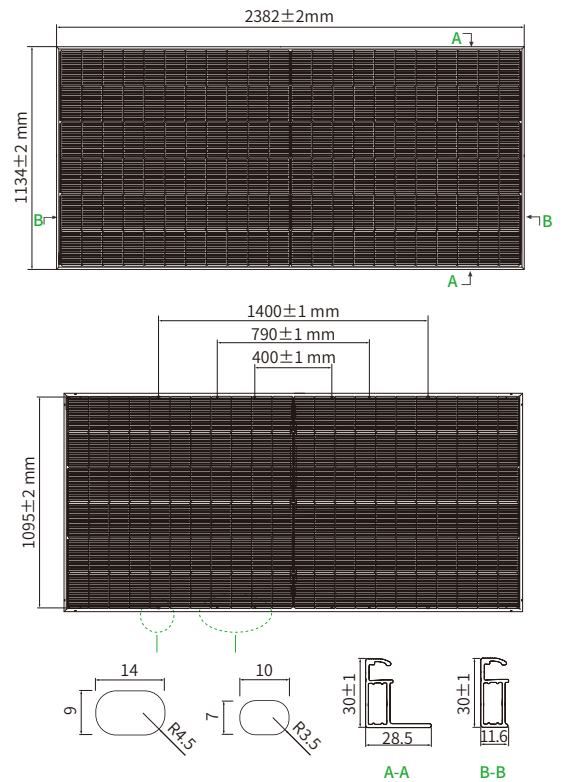
Maximum Power - Pmax [Wp]	690	696	701	707	712	718
Maximum Power Voltage - Vmp [V]	40.88	41.04	41.17	41.33	41.46	41.61
Maximum Power Current - Imp [A]	16.88	16.95	17.03	17.10	17.17	17.24
Open-circuit Voltage - Voc [V]	49.26	49.46	49.66	49.86	50.06	50.26
Short-circuit Current - Isc [A]	17.83	17.90	17.96	18.03	18.09	18.16

BNPI: Irradiance: front 1000W/m², rear 135W/m², Cell Temperature 25°C, AM=1.5

Application Conditions

Operating Temperature	-40 °C ~ +70 °C
Maximum System Voltage	1500 VDC (IEC)
Maximum Series Fuse Rating	35 A
Bifaciality Coefficient	φVoc: 98 ± 5 %, φIsc: 80 ± 5 %, φPmax: 80 ± 5 %

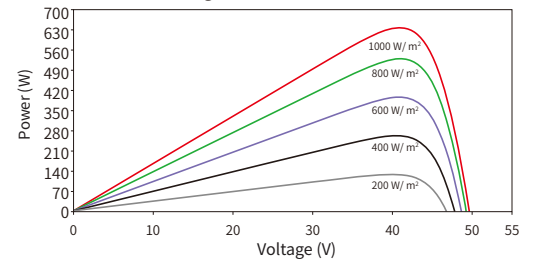
Engineering Drawings



Note: For specific dimensions and tolerance ranges, please refer to the corresponding detailed module drawings.

Electrical Performance

Power-Voltage Curves (66HL4M-BDV 635W)



Current-Voltage Curves (66HL4M-BDV 635W)

